



GYM GAMES 2012

Meet Results

Oct 4-6, 2012

Page: 1
 Printed: 10/5/2012 12:56 PM
 Women / 4 / 12 & u
 Session: All
 Judge's Signatures

Rank	Num	Name	Gym					AA
1	350	KELLY VAN ROOYEN	BOL	13.700 2	8.800 6T	8.850 2T	9.250 3	40.600 1
2	359	TESTIMONIA SCOTT	CG	13.750 1	8.750 8T	8.850 2T	9.150 5T	40.500 2
3	366	LEONIE VAN SITTERT	EG	12.400 19T	9.200 2	9.050 1	9.350 1	40.000 3
4	391	KARLA HANEKOM	WP	12.950 6T	8.950 4T	8.800 4	9.150 5T	39.850 4
5	361	JESSICA ESPINOZA	CG	13.100 4T	8.650 15T	8.550 7T	9.200 4	39.500 5
6	375	RHODE MULDER	MPU	12.900 8	8.750 8T	8.750 5T	9.050 7T	39.450 6
7	354	SABRINA MORRENO	CG	12.700 9T	9.000 3	8.750 5T	8.850 9T	39.300 7
8	351	ABBEY HOUGHTON	CG	13.100 4T	8.100 46T	8.100 16T	9.300 2	38.600 8
9	397	CAITLYN SHERMAN	GN	12.650 11	8.600 20T	8.100 16T	9.050 7T	38.400 9
10	365	ZENEADE BROWN	EG	12.450 17T	8.650 15T	8.550 7T	8.300 29T	37.950 10
11	348	BIANCA LOCHNER	BOL	12.500 14T	8.450 30T	8.400 10	8.400 21T	37.750 11
12	349	BRITNI POOLE	BOL	12.200 29T	8.500 25T	8.550 7T	8.400 21T	37.650 12
13	393	HANNAH BENT	WP	12.500 14T	8.800 6T	7.850 27T	8.400 21T	37.550 13
14	410	LIZE BLIGNAUT	NW	12.550 12T	8.500 25T	7.550 36T	8.750 11T	37.350 14
15	421	CAILIN DU DESMET	LIM	12.350 22T	8.650 15T	8.100 16T	8.200 39T	37.300 15
16T	390	ELATA FOURIS	WP	12.700 9T	9.400 1	6.400 65T	8.750 11T	37.250 16T
16T	374	NIKITA DAMONS	MPU	12.350 22T	8.600 20T	8.150 15	8.150 43T	37.250 16T
18	378	DIYANA OMAR	MPU	11.650 47T	8.700 11T	8.200 13T	8.650 14T	37.200 18
19	384	MIIKA GONSALVES	WP	12.400 19T	8.500 25T	7.800 30T	8.350 26T	37.050 19
20T	414	DANA DU PREEZ	EC	12.950 6T	7.900 54T	7.350 44T	8.700 13	36.900 20T
20T	347	EMORE VOSLOO	BOL	12.350 22T	8.300 39	8.100 16T	8.150 43T	36.900 20T
22T	364	JORDAN ROTHMAN	EG	12.200 29T	8.450 30T	7.900 26	8.300 29T	36.850 22T
22T	388	LAURA KELLY	WP	12.000 39T	8.950 4T	7.850 27T	8.050 47T	36.850 22T







GYM GAMES 2012

Meet Results

Oct 4-6, 2012

Page: 2
 Printed: 10/5/2012 12:56 PM
 Women / 4 / 12 & u
 Session: All

Rank	Num	Name	Gym					AA
24	392	GABRIELLA COWLEY	WP	12.450 17T	8.450 30T	7.400 41T	8.500 17T	36.800 24
25	376	KAYLEIGH GIBB	MPU	11.300 55	8.500 25T	8.300 11	8.600 16	36.700 25
26	387	NICOLE MEYER	WP	12.400 19T	8.750 8T	7.450 40	8.050 47T	36.650 26
27	355	AMMAARAH MANACK	CG	11.250 56T	8.650 15T	8.200 13T	8.500 17T	36.600 27
28	379	ELAINE KRITZINGER	MPU	11.850 44	8.450 30T	7.950 24T	8.300 29T	36.550 28
29	389	HARLEY DALTON	WP	12.100 35T	8.700 11T	7.850 27T	7.850 56T	36.500 29
30	358	SHEZREE PERREIRA	CG	11.800 45T	8.150 44T	8.000 23	8.250 33T	36.200 30
31	370	SHANDRA ROODT	EG	13.300 3	8.250 40T	6.350 67	8.250 33T	36.150 31
32	369	SUANE ROBBERTSE	EG	11.950 41T	8.450 30T	7.550 36T	8.150 43T	36.100 32
33	408	BIANCA BOTHA	NW	11.450 53T	8.150 44T	8.050 21T	8.400 21T	36.050 33
34T	394	MICHAELIN HOLMAN	GN	12.000 39T	8.200 43	7.500 38T	8.250 33T	35.950 34T
34T	420	ZIANDI JORDAAN	LIM	11.550 49	8.000 50T	7.950 24T	8.450 20	35.950 34T
36T	383	MARI SLABBER	NC	12.300 26T	8.350 38	7.400 41T	7.850 56T	35.900 36T
36T	353	KIARA PATHER	CG	12.200 29T	7.700 60T	7.650 32T	8.350 26T	35.900 36T
38	352	CAITLIN ROBINSON	CG	12.350 22T	8.450 30T	7.350 44T	7.700 61T	35.850 38
39T	382	AL-DELENE GREWAR	NC	12.550 12T	7.800 57T	7.350 44T	7.950 52T	35.650 39T
39T	418	RIETTE FISSER	LIM	12.150 32T	8.550 24	7.300 50T	7.650 64	35.650 39T
41	407	LIEZEL GROBLER	NW	11.500 50T	8.600 20T	6.800 60T	8.650 14T	35.550 41
42	346	ZARA VERMEULEN	BOL	11.500 50T	7.700 60T	8.050 21T	8.250 33T	35.500 42
43	371	SIMONE SWANEVELDER	SC	11.000 61	8.700 11T	7.500 38T	8.000 51	35.200 43
44T	367	VUYO SONTAKA	EG	12.250 28	8.100 46T	7.100 55	7.700 61T	35.150 44T
44T	357	PAIGE SUNDELSON	CG	9.700 75	8.700 11T	8.250 12	8.500 17T	35.150 44T
46	386	NINE ZONDACH	WP	11.950 41T	8.400 37	6.400 65T	8.350 26T	35.100 46







GYM GAMES 2012

Meet Results

Oct 4-6, 2012

Page: 3
 Printed: 10/5/2012 12:56 PM
 Women / 4 / 12 & u
 Session: All

Rank	Num	Name	Gym					AA
47	360	AMY WILLIAMS	CG	12.500 14T	7.900 54T	7.050 56T	7.550 67	35.000 47
48	395	HOLLY O' SHEA	GN	11.100 59T	6.900 69	8.100 16T	8.850 9T	34.950 48
49	377	MIKELA KIRSTEN	MPU	11.200 58	8.100 46T	7.350 44T	8.250 33T	34.900 49
50T	412	SHANIA SCHUTTE	EC	12.100 35T	7.750 59	7.300 50T	7.700 61T	34.850 50T
50T	409	CHARNÉ PIETERSEN	NW	11.800 45T	8.600 20T	6.650 63	7.800 59T	34.850 50T
52T	401	KATIE PASCHIALIS	GN	11.650 47T	7.950 53	7.250 52	7.950 52*	34.800 52T
52T	385	DIANA MARVERICK	WP	11.250 56T	8.000 50T	7.600 34T	7.950 52*	34.800 52T
54	368	CLAUDIA MAKUME	EG	12.150 32T	8.250 40T	6.000 71	8.200 39T	34.600 54
55T	405	BIANCA KRUGER	NW	12.300 26T	8.450 30T	7.150 53T	6.600 74	34.500 55T
55T	419	LIZE J J V RENSBURG	LIM	11.900 43	8.100 46T	6.900 59	7.600 65T	34.500 55T
57	356	CLARICE OOSTHUIZEN	CG	10.750 63T	8.000 50T	7.350 44T	8.200 39T	34.300 57
58	415	YVONNE DENKEWITZ	LIM	10.650 67	7.350 64T	7.800 30T	8.250 33T	34.050 58
59T	413	CHINE KLENGELD	EC	12.100 35T	7.000 68	6.500 64	8.400 21T	34.000 59T
59T	406	VERONIQUE VAN BILJON	NW	11.450 53T	8.650 15T	6.050 70	7.850 56T	34.000 59T
61	417	INE PLESSIS	LIM	11.100 59T	8.250 40T	6.300 68	8.100 46	33.750 61
62	398	KARMEN RICHARDS	GN	12.050 38	7.350 64T	6.100 69	8.200 39T	33.700 62
63	402	CHARLOTTE SMIT	GN	10.750 63T	7.600 62	6.800 60T	8.300 29T	33.450 63
64	416	KARLIEN BAKER	LIM	9.900 72	8.500 25T	7.050 56T	7.900 55	33.350 64
65	373	LARA SCHLECHTER	SC	12.150 32T	6.400 71T	6.750 62	7.600 65T	32.900 65
66	400	CHARLIZE MINNAAR	GN	9.750 74	7.300 66	7.600 34T	8.050 47T	32.700 66
67	345	KIRSTEN MUNRO	BOL	10.950 62	5.450 74	7.650 32T	8.050 47T	32.100 67
68	363	JAMIE SMERKOVITZ	CG	10.300 70	7.250 67	6.950 58	7.350 68	31.850 68
69	372	ANEL BEDEKER	SC	10.700 65T	6.750 70	7.150 53T	7.200 69	31.800 69







GYM GAMES 2012

Meet Results

Oct 4-6, 2012

Page: 4
 Printed: 10/5/2012 12:56 PM
 Women / 4 / 12 & u
 Session: All

Rank	Num	Name	Gym					AA
70	380	CAITLIN VAN DEN BERG	KZN	10.700 65T	5.000 76	7.400 41T	7.800 59T	30.900 70
71T	399	KIHARA HARMSE	GN	10.400 69	6.200 73	7.350 44T	6.900 71	30.850 71T
71T	381	NICOLE HARDING	KZN	10.250 71	7.850 56	5.950 72T	6.800 72	30.850 71T
73	396	NICOLA CAPAZORIA	FSN	11.500 50T	6.400 71T	5.650 75	7.100 70	30.650 73
74	411	LIENKE BOTHA	FSS	10.500 68	7.400 63	5.900 74	6.650 73	30.450 74
75	403	LEANNE COETZEE	FSS	8.650 76	7.800 57T	5.950 72T	6.150 75T	28.550 75
76	404	ESTEE VAN HEERDEN	FSS	9.850 73	5.400 75	5.450 76	6.150 75T	26.850 76
77	362	BRITTNEY VISSER	CG	—. 77	—. 77	—. 77	—. 77	0.000 77

